



CQD16-20RVF2

Electric Reach Truck 1.6/2.0T

- Optimal visibility
- High stability
- Enjoyable lifting operation
- Easy and precise operation

EP EQUIPMENT CO.,LTD
www.ep-ep.com



FEATURE

Optimal visibility

Along with the offset layout of the oil tubes, stacking visibility and operation flexibility of CQD16/20RVF2 are greatly improved.



Enjoyable lifting operations

CQD16RVF2 and 20RVF2 offer powerful performance and quiet operation through the upgraded hydraulic pump and reduces operation noise by 10 dB.



Easy and precise operations

CQD16RVF2 and 20RVF2 are equipped with mechanic height indicators, that tells operators the correct height of the fork at various rack levels for precise operation to improve the stacking efficiency.



High stability

The low center of gravity and the newly I-beam mast design enhance the truck stability. The maximum lifting height of CQD16RVF2 is 9500 mm while the one of CQD20RVF2 is 12000 mm.



FEATURE

■ Easy Steering

CQD16/20RVF2 come with full AC motors and electric power steering system that consumes less power compared to hydraulic power steering while keeps operation habits of trucks with mechanical steering through the additional damping force. So CQD16/20RVF2 give more working hours than ones with hydraulic power steering.




■ Full-color Display

CQD16/20RVF2 are designed with a color display to help operators easily monitor battery charge level, driving speed, and check error codes.



■ 6000K Led Light

CQD16/20RVF2 are equipped with 6000K led lights to cope with the dark environment for optimal visibility.

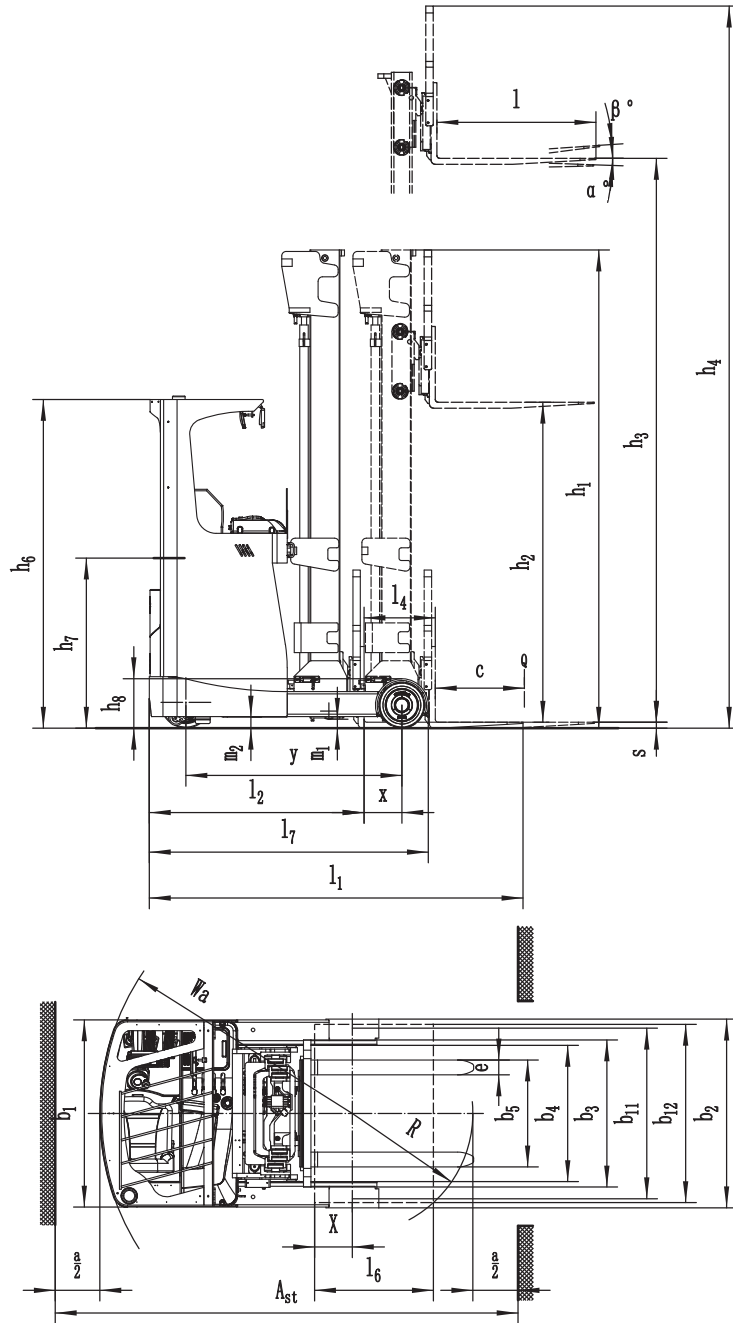


Electric Reach Truck 1.6/2.0T

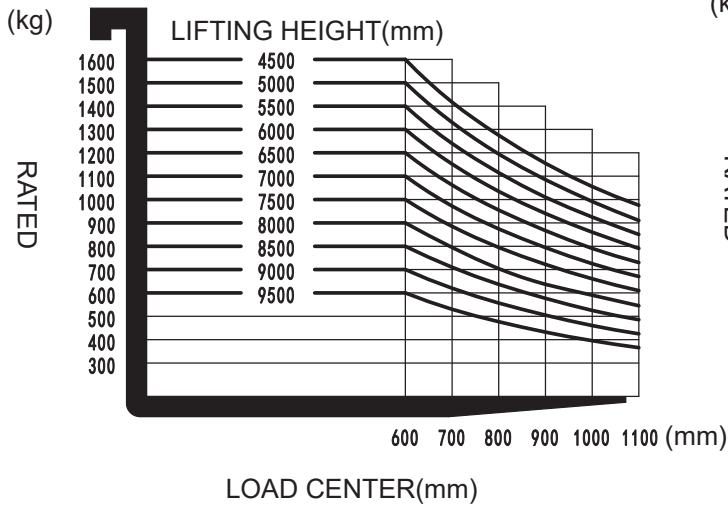
CQD16-20RVF2

Distinguishing mark	1.1	Manufacturer			EP	EP
	1.2	Model designation			CQD16RVF2	CQD20RVF2
	1.3	Drive unit			Electric	Electric
	1.4	Operator type			Seated	Seated
	1.5	Rated capacity	Q	kg	1600	2000
	1.6	Load center distance	c	mm	600	600
	1.8	Load distance, centre of drive axle to fork	x	mm	255①	325①
	1.9	Wheelbase	y	mm	1454①	1524①
	Service weight	2.1	Service weight		kg	3741②
2.3.1		Axle loading, unladen front/rear		kg	2150/1520	2150/1520
2.4.1		Axle loading, fork advanced, laden front/rear		kg	500/5240	500/5240
2.5.1		Axle loading, fork retracted, laden front/rear		kg	1820/3910	1820/3910
Tyres/chassis	3.1	Tyre type			Polyurethane	Polyurethane
	3.2.1	Tyre size, front		mm	Φ343×140	Φ343×140
	3.3.1	Tyre size, rear		mm	Φ310×118①	Φ310×118①
	3.4	Additional wheels		mm	Φ102×51	Φ102×51
	3.5.1	Wheels, number front/rear (x=drive wheels)		mm	1x/2	1x/2
	3.6	Tread, front	b10	mm	—	—
	3.7	Tread, rear	b11	mm	1148	1148
Dimensions	4.1	Tilt of mast/fork carriage forward/backward	α/β	°	2/4	2/4
	4.2	Height, mast lowered	h1	mm	3219③	3219③
	4.3	Free lift	h2	mm	1712③	1712③
	4.4	Lift height	h3	mm	7500③	7500③
	4.5	Height, mast extended	h4	mm	8565③	8565③
	4.7	Height of overhead/ guard cabin	h6	mm	2213	2213
	4.8	Seat height/standing height	h7	mm	1145	1145
	4.10	Height of wheel arms	h8	mm	333	333
	4.19	Overall length	l1	mm	2515①	2515①
	4.20	Length to face of forks	l2	mm	1445①	1445①
	4.21	Overall width	b1/b2	mm	1260/1270①	1260/1270①
	4.22	Fork dimensions	s/e/l	mm	40/100/1070	40/120/1070
	4.23	A,B Fork carriage class/type A, B			2A	2A
	4.24	Fork carriage width	b3	mm	990	990
	4.25	Distance between fork-arms	b5	mm	200/770	200/770
	4.26	Distance between wheel arms/loading surfaces	b4	mm	915	915
	4.28	Reach distance	l4	mm	480①	555①
	4.31	Ground clearance, laden, below mast	m1	mm	60	60
	4.32	Ground clearance, center of wheelbase	m2	mm	70	70
	4.34.1	Aisle width for pallets 1000×1200 crossways	Ast	mm	2873①	2889①
4.34.2	Aisle width for pallets 800×1200 crossways	Ast	mm	2951①	2952①	
4.35	Turning radius	Wa	mm	1700①	1770①	
4.37	Length across wheel arms	l7	mm	1878①	1948①	
Performance data	5.1	Travel speed, laden/unladen		km/h	10/11	9/9.5
	5.2	Lifting speed, laden/unladen		m/s	0.35/0.5	0.35/0.45
	5.3	Lowering speed, laden/unladen		m/s	0.41/0.38	0.41/0.38
	5.4	Reaching speed, laden /unladen		m/s	0.18/0.18	0.18/0.18
	5.8	Max. gradeability, laden/unladen		%	10/15	10/15
	5.10	Service brake			Electromagnetic	Electromagnetic
5.11	Parking brake			Electromagnetic	Electromagnetic	
Electric-engine	6.1	Drive motor rating S2 60 min		kW	7	7
	6.2	Lift motor rating at S3 15%		kW	11.75	13
	6.4	Battery voltage/nominal capacity		V/Ah	48/500④	48/500④
	6.5	Battery weight		kg	925④	925④
Addition data	8.1	Type of drive unit			AC	AC
	10.5	Steering design			Electronic	Electronic
	10.7	Sound pressure level at the driver's ear		dB(A)	75	75

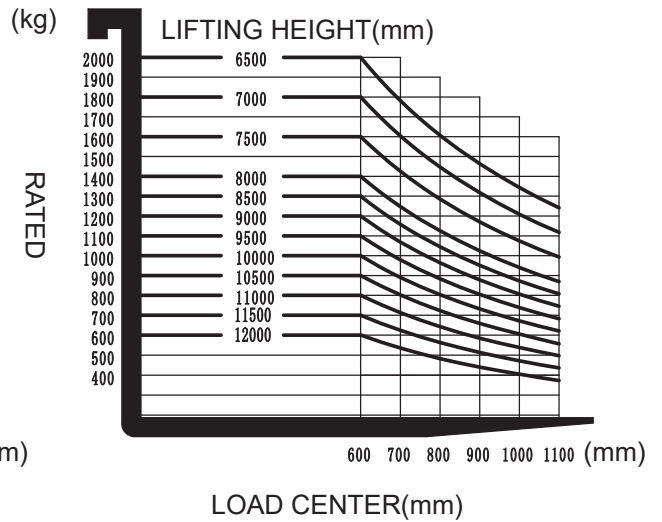
If there are improvements of technical parameters or configurations, no further notice will be given.
The diagram shown may contain non-standard configurations.



RATED CAPACITIES GRAPH



RATED CAPACITIES GRAPH



Mast Option

①Service weight (include battery)

Mast stages	Mast height(mm)	Model	
		CQD16RVF2	CQD20RVF2
2-stage mast	2700	3078	3087
	3000	3103	3112
	3300	3127	3136
	3640	3155	3164
	4000	3184	3193
	4300	3208	3217
	4520	3236	3245
	5000	3275	3284
	5480	3317	3326
6000	3374	3383	
Mast stages	Mast height(mm)	Model	
		CQD16RVF2	CQD20RVF2
3-stage mast	4050	3369	3378
	4500	3411	3420
	5000	3454	3463
	5500	3502	3511
	6000	3551	3560
	6500	3594	3603
	7000	3710	3719
	7500	3741	3750
	8000	3809	3818
	8500	3869	3878
	9000	3928	3937
	9500	3976	3985
	10000	—	4336
	10500	—	4384
	11000	—	4430
11500	—	4477	
12000	—	4523	

③Dimensions(mm)

With side shift	Mast stages	CQD16						CQD20						
		2-stage mast	3-stage mast	3-stage mast	2-stage mast	3-stage mast	3-stage mast	2-stage mast	3-stage mast	3-stage mast	3-stage mast	3-stage mast		
Mast height h3		h ₃ ≤6m	h ₃ ≤7.5m	8msh ₃ ≤9.5m	h ₃ ≤6m	h ₃ ≤7.5m	8msh ₃ ≤9.5m	10msh ₃ ≤12m	h ₃ ≤6m	h ₃ ≤7.5m	8msh ₃ ≤9.5m	10msh ₃ ≤12m		
Battery Capacity		≤600Ah						700Ah, 750Ah						
Wheel base	y	1454	1454	1524	1524	1524	1594	1594	1524	1524	1594	1594		
Overall length (minimum)	l1	2515	2515	2515	2515	2515	2515	2515	2585	2585	2585	2585		
Length to face of forks	l2	1445	1445	1445	1445	1455	1455	1455	1525	1525	1525	1525		
Reach distance	l _a	480	480	555	555	555	625	625	480	480	555	555		
Aisle width for pallets 1000×1200 crossways	Ast	2873			2889			2907			2943			
Aisle width for pallets 800×1200 lenthways	Ast	2951			2952			2958			3016			
Aisle width for pallets 1000×1200 lenthways	Ast	2988			2996			3006			3058			
Aisle width for pallets 800×1200 crossways	Ast	2734			2749			2776			2795			
Turning radius (minimum)	W _a	1700			1770			1840			1770			
Length across wheel arms (exclusive fork)	l ₇	1878			1948			2018			1948			
Tyre size, loading wheels (diameter×width)	∖	Φ310×118						Φ310×208		Φ310×118			Φ310×208	
Overall width	b1/b2	1260/1270						1260/1450		1260/1270			1260/1450	

④Battery

Model	CQD16			
	CQD20RVF2			
Battery capacity	4HPzS 500	4HPzS 600	5HPzS 700	5HPzS 750
Battery weight	925	935	1115	1140

②Mast

Mast types	Lift height (h3)	Height, Mast			Height, Free lift(h2)	
		Height, mast lowered(h1)	Height, mast extended(h4)		No backrest	With backrest
	No backrest		With backrest			
	mm	mm	mm	mm	mm	mm
2-Standard Mast	2700	1980	3280	3765	120	120
	3000	2130	3580	4065	120	120
	3300	2280	3880	4365	120	120
	3640	2450	4220	4705	120	120
	4000	2630	4580	5065	120	120
	4300	2780	4880	5365	120	120
3-Free Mast	4050	1999	5113	5115	522	522
	4500	2149	5563	5565	672	672
	5000	2299	6063	6065	772	772
	5500	2469	6563	6565	952	952
	6000	2649	7063	7065	1172	1172
	6500	2799	7563	7565	1272	1272
	7000	3049	8063	8065	1532	1532
	7500	3219	8563	8565	1712	1712
	8000	3389	9063	9065	1852	1852
	8500	3609	9563	9565	2072	2072
	9000	3769	10063	10065	2212	2212
9500	3939	10563	10565	2392	2392	

Mast types	Lift height (h3)	Height, Mast			Height, Free lift(h2)	
		Height, mast lowered(h1)	Height, mast extended(h4)		No backrest	With backrest
	No backrest		With backrest			
	mm	mm	mm	mm	mm	mm
2-Standard Mast	2700	1980	3280	3765	120	120
	3000	2130	3580	4065	120	120
	3300	2280	3880	4365	120	120
	3640	2450	4220	4705	120	120
	4000	2630	4580	5065	120	120
	4300	2780	4880	5365	120	120
3-Free Mast	4050	1999	5113	5115	522	522
	4500	2149	5563	5565	672	672
	5000	2299	6063	6065	772	772
	5500	2469	6563	6565	952	952
	6000	2649	7063	7065	1172	1172
	6500	2799	7563	7565	1272	1272
	7000	3049	8063	8065	1532	1532
	7500	3219	8563	8565	1712	1712
	8000	3389	9063	9065	1852	1852
	8500	3609	9563	9565	2072	2072
	9000	3769	10063	10065	2212	2212
	9500	3939	10563	10565	2392	2392
	10000	4159	11063	11065	2612	2612
	10500	4329	11563	11565	2792	2792
	11000	4489	12063	12065	2932	2932
11500	4659	12563	12565	3112	3112	
12000	4819	13063	13065	3252	3252	

Option

No.	Optional items	CQD16RVF2	CQD20RVF2
1.1	Fork dimension	○900*600、2A、100*40*920 ●900*600、2A、100*40*1070 ○900*600、2A、100*40*1150 ○900*600、2A、100*40*1220 ○900*600、2A、100*40*1370	○1000*600、2A、122*40*920 ●1000*600、2A、122*40*1070 ○1000*600、2A、122*40*1150 ○1000*600、2A、122*40*1220 ○1000*600、2A、122*40*1370 ○1000*600、2A、122*40*1500 ○1000*600、2A、122*40*1600
1.2	Leg width	●917	●917
1.4	Fork carriage width	●770mm	●770mm
1.5	backrest height	●1025mm	●1025mm
2.1	Load wheel type	●Single	●Single
2.2	Load wheel material	●Polyurethane	●Polyurethane
2.3	Drive wheel material	●Polyurethane	●Polyurethane
2.7	Battery capacity	○400Ah●500Ah○560Ah○600Ah ○620Ah○360Ah-Li	●500Ah○560Ah○600Ah○620Ah○700Ah ○750Ah○775Ah○360Ah-Li
2.8	Charger	●48V-60A External○48V-50A External ○48V-200A-Li External	●48V-60A External○48V-70A External ○48V-80A External○48V-100A External ○48V-200A-Li External
2.10	Seat type	●Suspension	●Suspension
2.11	Attachments	●Built-in sidershifter	●Built-in sidershifter
3.3	Castor wheels	●Yes and not customized	●Yes and not customized
3.4	Water auto-filling system	●No○Yes and not customized	●No○Yes and not customized
3.5	Front lamp	●LED	●LED
3.6	Rear lamp	●No○LED	●No○LED
3.7	Warning lamp	●Yes and not customized	●Yes and not customized
3.9	Blue lamp	●No○Yes and not customized	●No○Yes and not customized
3.10	Area warning lamp	●No○Yes and not customized	●No○Yes and not customized
3.11	Rearview mirror	●Yes and not customized	●Yes and not customized
3.12	Buzzer	●No○Yes and not customized	●No○Yes and not customized
3.13	Height display	●Yes and not customized(Only for 3-stage mast)	●Yes and not customized(Only for 3-stage mast)
3.14	Camera	●No○Yes and not customized	●No○Yes and not customized
3.15	Fire extinguisher	●No○Yes and not customized	●No○Yes and not customized
3.17	OPS system	●Yes and not customized	●Yes and not customized
3.23	Telematics	●No○Yes and not customized	●No○Yes and not customized
3.24	Side supports	●No○Yes and not customized	●No○Yes and not customized
3.25	Fan heater	●No○Yes and not customized	●No○Yes and not customized
4.1	Battery side pull function	●No○Yes and not customized	●No○Yes and not customized
4.2	Cold storage	●No○Yes and not customized	●No○Yes and not customized
4.5	Proportional lift system	●Yes and not customized	●Yes and not customized
4.6	Forks tilt forward and backward	●Yes and not customized	●Yes and not customized
4.7	Overhead guard	●Yes ○Yes and can be customized(Drive-in)	●Yes ○Yes and can be customized(Drive-in)
4.8	Drive assembly	●ZK25○GK25	●ZK25○GK25
5.1	Battery side pull attachment	●No○Battery trolley○Side pull bracket	●No○Battery trolley○Side pull bracket

Note: ●Standard ○ Optional - Inconformity