



EPT18-EHJ


Semi Electric Truck 1.8t

New Choice of Entry-level Electric Pallet Truck
1800KG capacity ,light weight and compact size
equivalent to hand pallet trucks.
Offers various options for application solutions

EP EQUIPMENT CO.,LTD
www.ep-ep.com



FEATURE



■ Performance

The innovative PMM Permanent Magnet Motor technology provide reliabal and energy saving solution

MOLEX/AMP connectors and durable electric wires grrreatly reduce malfunctions of components
Auto "SLEEP" mode protect batteries.

■ Opeartion :

Ergonomically-designed tiller head helps increase efficiency.

Internal Charger for Easy Charging.

Adopt hand pallet truck lifting system, perfect for start-level operator.

■ Maintenance :

Assembly Components,Easy for Diagnosis and Replacing

Low voltage protection setting slow down travel speed when batteries hit charging level.

Control system allows easy trouble-shooting

■ Safety :

Handy Emergency Disconnect Button&Driving Unit ensure safety under any situation.

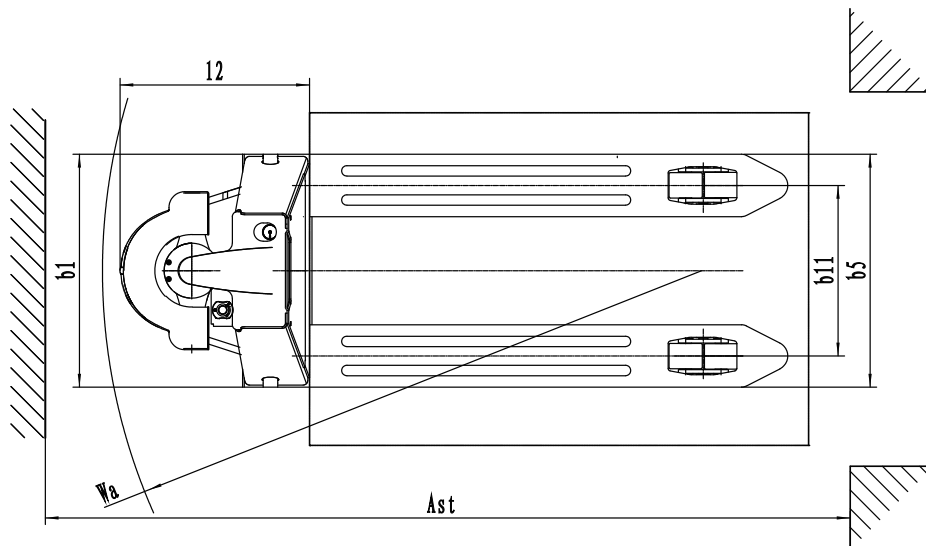
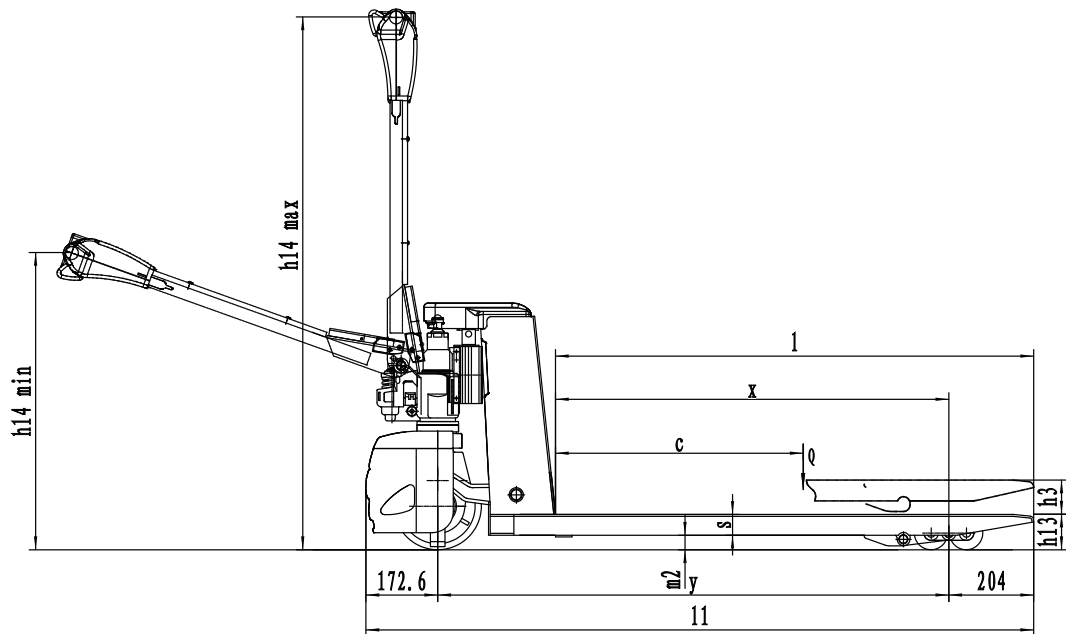
Emergency reverse belly button protects the operator from getting hurt.

Anti-rolling back brake keeps the truck from skidding down when truck is out of control or travelling on ramp.

Semi Electric Truck 1.8t

Distinguishing mark	1.1	Manufacturer			EP
	1.2	Model designation			EPT20-18EHJ
	1.3	Drive			Electric
	1.4	Operator type			Pedestrian
	1.5	Load capacity	Q	kg	1800
	1.6	Load center distance	c	mm	600
	1.8	Load distance, centre of drive axle to fork	x	mm	882/946
	1.9	Wheelbase	y	mm	1169/1233
	Service weight	2.1	Service weight		kg
2.2		Axle loading, laden front/rear		kg	620/1325
2.3		Axle loading, unladen front/rear		kg	115/30
Tyres/chassis	3.1	Tyre type			Polyurethane
	3.2.1	Tyre size, front		mm	Φ210x70
	3.3.1	Tyre size, rear		mm	2x Φ80x60 (Φ74x88)
	3.4	Additional wheels (castor wheels)		mm	—
	3.5	Wheels, number front/rear (x=drive wheels)		mm	1x /4 (1x /2)
	3.6.1	Tread width, front	b10	mm	—
	3.7.1	Tread width, rear	b11	mm	410 (535)
Dimensions	4.4	Lift height	h3	mm	115
	4.9	Height of tiller handle in drive position min./max.	h14	mm	715/1280
	4.15	Lowered height	h13	mm	85(75)
	4.19	Overall length	l1	mm	1613
	4.20	Length to face of forks	l2	mm	463
	4.21	Overall width	b1/b2	mm	560 (685)
	4.22	Fork dimensions	s/e/l	mm	50/150/1150
	4.25	Distance between fork-arms	b5	mm	560 (685)
	4.32	Ground clearance, center of wheelbase	m2	mm	35(25)
	4.34.1	Aisle width for pallets 1000×1200 crossways	Ast	mm	2191
	4.34.2	Aisle width for pallets 800×1200 crossways	Ast	mm	2248
	4.35	Turning radius	Wa	mm	1430
Performance data	5.1	Travel speed, laden/unladen		km/h	2.5/3
	5.2	Lifting speed, laden/unladen		m/s	10mm/time
	5.3	Lowering speed, laden/unladen		m/s	manual lowering
	5.8	Max. gradeability, laden/unladen		%	5/10
	5.10	Service brake			Electromagnetic
Electric-engine	6.1	Drive motor rating S2 60 min		kW	0.65
	6.2	Lift motor rating at S3 15%		kW	Manual Lifting
	6.4	Battery voltage/nominal capacity		V/Ah	12V*2/30Ah
	6.5	Battery weight		kg	9.5*2
	Addition data	8.1	Type of drive control		
10.5		Steering design			Mechanical
10.7		Sound pressure level at the driver's ear		dB(A)	74

If there are improvements of technical parameters or configurations, no further notice will be given. The diagram shown may contain non-standard configurations.



Option

No.	Optional items	EPT18-EHJ
1.1	Fork dimension	●560*1150、800~1500 ●685*1150、800~1500
1.3	Fork lowered height	●85○75
2.1	Load wheel type	●Double○Single
2.2	Load wheel material	●PU
2.3	Drive wheel material	●PU○Trace PU
2.7	Battery capacity	●30Ah
2.8	Charger	●24V-5A Internal
2.9	Battery indicator	●Without time
3.3	Castor wheels	●No
3.16	Vertical handler working	●No○One touch start Type handle○With Tortoise speed handle

Note: ●Standard ○ Optional - Inconformity